

# Working With High Frequency Words

**Book 1**  
Early Primary



By Debra Hawthorne

# Spelling Lists

<b>BOOK 1</b>	<p><b>List 1</b> the and a to I</p> <p><b>List 6</b> by he she had run</p>	<p><b>List 2</b> it go me had look</p> <p><b>List 7</b> is in get got said</p>	<p><b>List 3</b> up if my you for</p> <p><b>List 8</b> be we day has went</p>	<p><b>List 4</b> can big see mum dad</p> <p><b>List 9</b> am no did but yes</p>	<p><b>List 5</b> on at was are let</p> <p><b>List 10</b> of all fun not saw</p>
<b>BOOK 2</b>	<p><b>List 1</b> as away here your girl</p> <p><b>List 6</b> him his her back school</p>	<p><b>List 2</b> do dog they help little</p> <p><b>List 7</b> an bad bed when sleep</p>	<p><b>List 3</b> so pet this good have</p> <p><b>List 8</b> I'm eat has with going</p>	<p><b>List 4</b> dig boy sat will baby</p> <p><b>List 9</b> ate old play that come</p>	<p><b>List 5</b> cat like into from down</p> <p><b>List 10</b> say off put just very</p>
<b>BOOK 3</b>	<p><b>List 1</b> made want have how pot</p> <p><b>List 6</b> ask about find them make</p>	<p><b>List 2</b> now were can't don't over</p> <p><b>List 7</b> first then next after that</p>	<p><b>List 3</b> word read book some open</p> <p><b>List 8</b> jump out time home many</p>	<p><b>List 4</b> rabbit fish mouse duck bird</p> <p><b>List 9</b> what stop today water because</p>	<p><b>List 5</b> car bus bike walk boat</p> <p><b>List 10</b> tree where night friend children</p>
<b>BOOK 4</b>	<p><b>List 1</b> one two three four five</p> <p><b>List 6</b> Monday Tuesday Wednesday Thursday Friday</p>	<p><b>List 2</b> six seven eight nine ten</p> <p><b>List 7</b> Saturday Sunday weekend holidays week</p>	<p><b>List 3</b> red blue green pink yellow</p> <p><b>List 8</b> month year date January February</p>	<p><b>List 4</b> rain sun wind cloud sky</p> <p><b>List 9</b> March April May June July</p>	<p><b>List 5</b> season summer autumn winter spring</p> <p><b>List 10</b> August September October November December</p>

List 1

the

and

a

to

I

List 2

it

go

me

had

look

**List 5:** Look, Say, Cover, Write


on		
at		
was		
are		
let		

**List 6:** Look, Say, Cover, Write

by		
he		
she		
had		
run		

**List 1 - Activity 1** the and a to I

1. Read the words at the top of the page.
2. Find each word in the picture.
3. Trace and say each word. Colour the picture.



**List 1 - Activity 2**

the

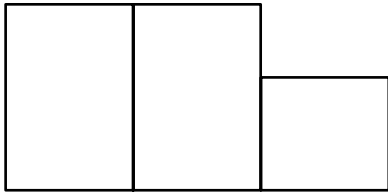
and

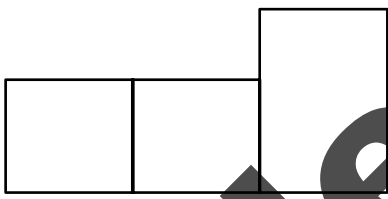
a

to


I

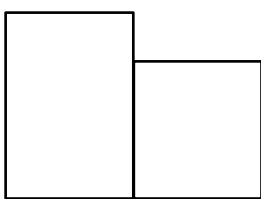
1. Read the words at the top of the page.
2. Trace the word, write each word inside the outline and fill in the word shape. Then, write each word.

the the  \_\_\_\_\_

and and  \_\_\_\_\_

a a  \_\_\_\_\_

I I  \_\_\_\_\_

to to  \_\_\_\_\_

3. Circle and say each word.

the and to a the and to the