



Cut and Paste Phonics BOOK 4



More Sounds

Years 1 - 2



| | | | |
|-------|-------|------|-------|
| truck | brick | lick | lock |
| | | | |
| twirl | girl | | quack |
| dirt | shirt | ? | quail |
| | | | |



By Debra Hawthorne

The **ch** Sound 1

1. Cut out the pictures and the sound **ch**. Paste the pictures around the sound **ch** and label each picture.
2. Cut and paste the "Look, Say, Cover, Write and Check" into your workbook.
3. Write out each word three times.
4. Complete the Find-A-Word Puzzle.



Look, Say, Cover, Write and Check

| |
|-------|
| chat |
| chop |
| chip |
| chick |
| cheek |
| beach |
| bench |








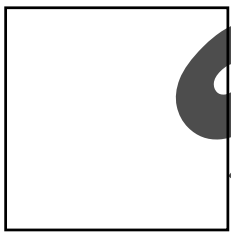






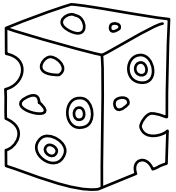



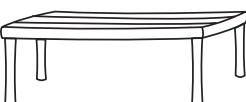


Find-A-Word Puzzle

| | | | | | | | | | |
|---|---|---|---|---|---|---|---|---|---|
| b | r | o | a | c | h | a | r | m | l |
| u | y | u | v | h | b | i | o | b | u |
| n | m | b | r | a | t | u | s | d | n |
| c | p | o | y | l | h | g | d | s | c |
| h | o | o | p | k | e | r | r | h | h |
| c | o | a | c | h | s | i | o | r | e |

broach coach
 chalk bunch
 charm lunch



The **ch** Sound 2

1. Write in the missing **ch** sounds.
2. Match the pictures to the words by cutting and pasting.
3. Create a flip book by cutting out the individual squares and stapling them together.

| | | | | |
|---|--|---|--|---|
|   chop |  church |  chimp | | |
|  ___ ick |  ___ ild |  ar ___ | | |
|  ___ eese |  ben ___ |  ___ | | |
|  |  |  |  |  |
|  |  |  |  |   |


The **ch** Sound 3

1. Cut out the pictures and words that have the **ch** sound. Not all of the pictures and words have the **ch** sound.
2. Paste them into the coop.
3. Colour the pictures.






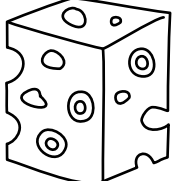




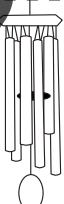



The **ch** Sound 4


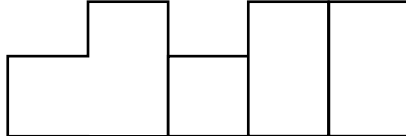
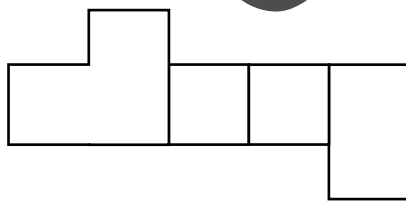

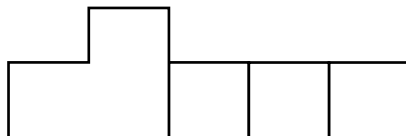
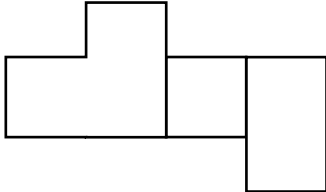
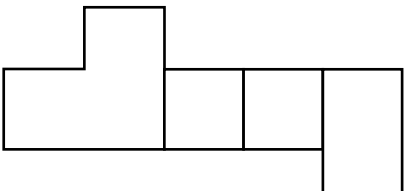
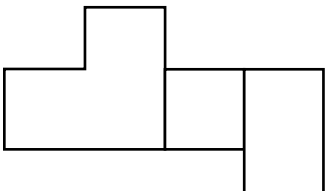

1. Cut out the **ch** words and stick them down the left hand side of your workbook.

| | | |
|--------------|----------------|--|
| chop | scrunch | cheese |
| chip | chirp | chime |
| child | chimp | bunch  |

2. Match the pictures to the **ch** words by cutting and pasting.



| | | | | | |
|--|--|--|---|--|--|
|  |  |  |  |  |  |
|  |  |  |  |  |  |

3. Fill in the word shapes using the **ch** words pictured. Cut out the word shapes and paste them next to the pictures.

| | | |
|---|--|---|
|  |  | |
|  |  | |
|  |  | |
|  |  |  |

The **sh** Sound 1

1. Cut out the pictures and the sound **sh**. Paste the pictures around the sound **sh** and label each picture.
2. Cut and paste the "Look, Say, Cover, Write and Check" into your workbook.
3. Write out each word three times.
4. Unjumble the **sh** words.



Look, Say, Cover, Write and Check

| |
|------|
| ship |
| shop |
| shut |
| shin |
| fish |
| wish |
| dish |

| Jumbled Words | Unjumbled Words |
|---------------|-----------------|
| sphi | |
| soph | |
| suth | |
| snhi | |
| fihs | |
| wsih | |
| sdih | |