

Puzzle Power

Book 1

8-10 year olds

Challenging word puzzles for fast finishers and/or children who require extension in language.

Written by Paul Larkin and Tony Abbotts.

(© Ready-Ed Publications 2001)

This edition published by Ready-Ed Publications (2010)

P.O. Box 276 Greenwood WA 6024

Email: sales@readyed.com.au Website: www.readyed.com.au

COPYRIGHT NOTICE

Permission is granted for the purchaser to photocopy sufficient copies for non-commercial educational purposes. However, this permission is not transferable and applies only to the purchasing individual or institution.

ISBN 978 1 86397 419 6

Introduction

Puzzle Power Book 1 is a collection of new and challenging word puzzles designed for fast-finishers and/or gifted and talented children who are seeking extension skills in the English area.

Children have always loved the challenge of word-find or search puzzles, crossword puzzles and crack-the-code type puzzles. We have endeavoured to create a variety of new puzzles for children to enjoy and at the same time be extended in the areas of vocabulary building and logic.

There are 10 different puzzle formats in this book and these are repeated 4 times to allow children to develop their confidence and build on their success rate. They can be used as a whole-group lesson or for small-group work. They are also ideal for use in classrooms which make use of individual learning centres.

We hope you enjoy the challenge as much as your students. Good luck!


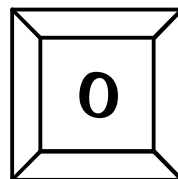
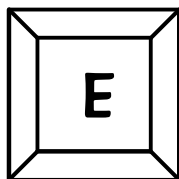
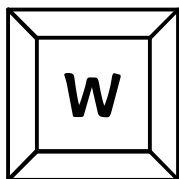
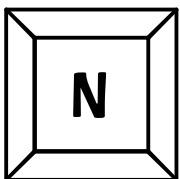
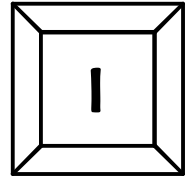
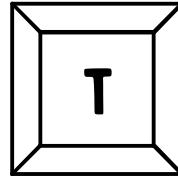
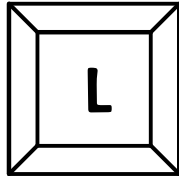
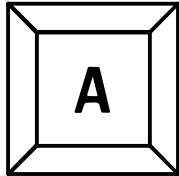
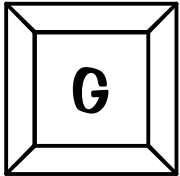
Paul Larkin Tony Abbotts

Contents

Introduction	2
Word Tiles 1 - 4	4
Connect-a-Word 1 - 4	8
A To Z 1 - 4	12
Build-Ups 1 - 4	16
Clock Words 1 - 4	20
Luck O' the Dice 1 - 4	24
Word Square 1 - 4	28
Alphabet Challenge	31
Crazy Word Search	32
Crazy Contraction Search	33
Crazy Abbreviation Search	34
Crazy Baby Search	35
Word Wizz 1 - 4	36
Scrambled Words 1 - 4	40
Answers	44

Word Tiles 1

What to do: Try to make words using the letters shown.
 As you use a letter, colour in one side of the tile.
 Then colour in the centre of the tile.
 This means you can only use a letter 5 times.




WORDS	PTS

WORDS	PTS

WORDS	PTS

Score Guide

3 letter word = 1 point
 4 letter word = 2 points
 5 letters or more = 3 points



< 10 - Fair
 11 - 20 - Good
 21 - 30 - Very Good
 31 - 40 - Excellent

Connect-a-Word 1

What to do: Try to make 6 four-letter words by choosing a letter from each line and connecting each letter with a straight line.

You may find it easy at first but there is only one combination to find all 6.
The first has been done for you.

H	S	L	W	C	L
---	---	---	---	---	---

A	U	O	I	E	A
---	---	---	---	---	---

F	A	L	R	V	M
---	---	---	---	---	---

E	N	L	T	P	E
---	---	---	---	---	---

Word List

Lump _____

Score Guide

- 2 - Fair
- 3 - Good
- 4 - Very Good
- 5 - Great
- 6 - Excellent

A To Z 1

What to do: Try to find words that are related to the theme for each letter of the alphabet.

If the word has that letter in it score 1 point.

If it begins with that letter score 2 points. Don't use the example.

e.g. A - Athens (2 points)

B - Albany (1 point)

Theme: Towns or Cities

LETTER	WORD	PTS	LETTER	WORD	PTS
A			N		
B			O		
C			P		
D			Q		
E			R		
F			S		
G			T		
H			U		
I			V		
J			W		
K			X		
L			Y		
M			Z		

Score Guide

TOTAL



< 10 - Fair
 11 - 21 - Good
 22 - 31 - Very Good
 32 - 41 - Great
 42 - 51 - Excellent
 52 - Unheard of

Build-Ups 1

What to do: Try to make a new word on each line beginning with the same letter.
 The words increase by one letter each time.
 You may use a dictionary to help you.
 Don't use plurals or proper nouns.

H
SCORE
Score Guide

<10 - Fair
 15 - Average
 21 - Good
 28 - Very Good

<u>H</u>	_____	1
<u>H</u>	_____	2
<u>H</u>	_____	3
<u>H</u>	_____	4
<u>H</u>	_____	5
<u>H</u>	_____	6
<u>H</u>	_____	7

MY SCORE

/28
S
SCORE
Score Guide

<10 - Fair
 15 - Average
 21 - Good
 28 - Very Good


<u>S</u>	_____	1
<u>S</u>	_____	2
<u>S</u>	_____	3
<u>S</u>	_____	4
<u>S</u>	_____	5
<u>S</u>	_____	6
<u>S</u>	_____	7

MY SCORE

/28

Clock Words 1

What to do: Use the times shown to locate letters on the clockface.
Try and arrange the letters to form a word.
There may be more than one possible solution.



Warm-ups

Toughies

<u>T</u> 10	<u>F</u> 12	<u>I</u> 7	<u>F</u> 12	<u>I</u> 7	<u>T</u> 10	<u>4</u>	<u>11</u>	<u>12</u>	<u>10</u>	—	—	—	—
<u>8</u>	<u>10</u>	<u>1</u>	—	—	—	<u>2</u>	<u>10</u>	<u>11</u>	<u>9</u>	—	—	—	—
<u>9</u>	<u>11</u>	<u>10</u>	—	—	—	<u>5</u>	<u>3</u>	<u>4</u>	<u>7</u>	—	—	—	—
<u>10</u>	<u>5</u>	<u>4</u>	—	—	—	<u>8</u>	<u>9</u>	<u>10</u>	<u>11</u>	—	—	—	—
<u>10</u>	<u>1</u>	<u>9</u>	—	—	—	<u>11</u>	<u>1</u>	<u>2</u>	<u>3</u>	—	—	—	—
<u>2</u>	<u>12</u>	<u>7</u>	—	—	—	<u>10</u>	<u>6</u>	<u>5</u>	<u>7</u>	—	—	—	—
<u>8</u>	<u>9</u>	<u>4</u>	—	—	—	<u>3</u>	<u>6</u>	<u>4</u>	<u>7</u>	—	—	—	—
<u>11</u>	<u>2</u>	<u>9</u>	—	—	—	<u>3</u>	<u>12</u>	<u>4</u>	<u>1</u>	—	—	—	—
<u>6</u>	<u>10</u>	<u>7</u>	—	—	—	<u>2</u>	<u>6</u>	<u>10</u>	<u>7</u>	—	—	—	—
<u>2</u>	<u>6</u>	<u>11</u>	—	—	—	<u>6</u>	<u>5</u>	<u>12</u>	<u>1</u>	—	—	—	—
DID YOU GET ALL 9 WORDS?						DID YOU GET ALL 10 WORDS?							