



**Ebook Code:  
RENZ4004**



# Starting Science

# Book 3

**Themes include:**

- Myself and Other Living Things
- Living Things - Needs and Processes
- Keeping Warm
- Structure of Materials
- Effects of Chemical Changes

Written by Linda Powell. Illustrated by Rod Jefferson.

© Ready-Ed Publications - 1995.

Published by Ready-Ed Publications (1995) P.O. Box 276 Greenwood W.A. 6024

Email: [info@readyed.com.au](mailto:info@readyed.com.au) Website: [www.readyed.com.au](http://www.readyed.com.au)

**COPYRIGHT NOTICE**

Permission is granted for the purchaser to photocopy sufficient copies for non-commercial educational purposes. However, this permission is not transferable and applies only to the purchasing individual or institution.

ISBN 1 86397 075 4

# Contents

<b>Myself and other living things</b> .....	5
I'm special .....	6, 7
The same but different - 1 .....	8, 9
The same but different - 2 .....	10, 11
Living or not? .....	12, 13
Out and about .....	14, 15
Sort it out .....	16, 17
<b>Living things - Their needs and processes</b> .....	19
Body parts .....	20, 21
How does your garden grow? .....	22, 23
All mixed up .....	24, 25
Going on holiday .....	26, 27
Superfit Sue .....	28, 29
Shopping for baby .....	30, 31
Life cycle of an apple tree .....	32, 33
Make a life cycle of your own .....	34, 35
<b>Keeping warm</b> .....	37
Hot or cold .....	38, 39
Dressing up .....	40, 41
Keeping warm .....	42, 43
Insulating .....	44, 45
Fuels .....	46, 47
Energy .....	48, 49
Alternative sources of energy .....	50, 51
<b>Structure of materials and effects of chemical changes</b> .....	53
Touch it, feel it .....	54, 55
Manufactured or natural? .....	56, 57
Materials and their uses .....	58, 59
Heat it up! .....	60, 61
Sugar investigation .....	62, 63, 64

# Teachers' Notes

**TOPIC:** Myself and other living things - 'The same but different - 1'.

**SKILL/S:**

Observation; interpretation.

**LEARNING OUTCOME/S:**

Children will be able to:

Display an understanding of physical and emotional similarities and differences between themselves and a classmate.

**EQUIPMENT REQUIRED:**

Worksheet.

**TEACHING POINTS:**

**Starting points**

Have children sit opposite a partner in a quiet area. (Whole class can do this in the reading area.)

Ask them to discuss with each other what makes them the same or different.

Discuss likes and dislikes as well as physical features and talents.

Allow a minimum of five minutes for discussion between pairs - perhaps brief notes could be taken to remind children of what they found.

Conduct a feedback session to the whole class.

Use notes or discussion to complete the activity sheet.

**Post-Use of Activity Page**

This activity leads well into collaborative tasks and activities aimed at promoting co-operation

e.g. Tasks we can do together.


What makes a good friend?

Which of your friends could you take into space?

What qualities would they need to have? etc.

Name .....


# The same but different - 1



Draw

This is me

This is my friend



Things that make me the same as my friend .....

.....

.....

.....

.....

.....

Things that make me different from my friend .....

.....

.....

.....

.....

.....

# Teachers' Notes

**TOPIC:** Myself and other living things - 'The same but different - 2'.

**SKILL/S:**

Observation; interpretation; recording.

**LEARNING OUTCOME/S:**

Children will be able to:

Note similarities and differences between two living things of different classifications.

**EQUIPMENT REQUIRED:**

Worksheet.

**TEACHING POINTS:**

**Starting points**


1. Discuss how living things are categorised into classifications i.e. birds, mammals, reptiles etc.  
Is it possible to find similarities between animals of different classifications?  
Use a frog and a dog as examples to find similarities and differences  
e.g. both have four legs; both live on the ground;  
a dog has hair, a frog doesn't etc.
2. Discuss possible similarities and differences between a cat and a bird.  
Assign activity sheet.

**Post-Use of Activity Page**

Develop this idea further by looking at and comparing two mammals e.g. a cat and a dolphin.

Further research might lead to the children identifying the various animal groups and listing their main attributes for display in the class.

Name .....



# The same but different - 2

Here are two living things.



A cat and a bird are the same because .....

.....

.....

.....

.....

.....

A cat and a bird are different because .....

.....

.....

.....

.....

.....