

For 8 to 10 year olds

Writing With Purpose

Providing students with a
variety of writing genres
in small quantities.

Written by Carol Tadewaldt-Wren. © Ready-Ed Publications - 2006.
First published by Ready-Ed Publications (1998) as "Short and Sweet"
P.O. Box 276 Greenwood Perth W.A. 6024
Email: info@readyed.com.au Website: www.readyed.com.au

COPYRIGHT NOTICE

Permission is granted for the purchaser to photocopy sufficient copies for non-commercial educational purposes. However, this permission is not transferable and applies only to the purchasing individual or institution.

ISBN 1 86397 673 6

Foreword

Many students are not comfortable with writing and the blank piece of paper or page in their draft writing book can be very daunting.

The idea of '*Writing With Purpose*' is to provide all students with a variety of writing genres in small quantities.

The activities encourage both creative writing and factual writing. They cater for all abilities - students who struggle with writing can comfortably complete the set task and those who are more able can be extended easily.

A writing topic may last for two to three weeks from draft to published stage and allows for the classroom teacher to assist students while others are working independently.

Work may be published in a variety of ways, e.g. theme books where all work is published, booklets, computer generated work samples, or posters. An example of a poster which can look very effective is an A3 black card with a silver spider web drawn on it. Students can word process their work on to a spider outline and glue it to the web as if it is caught in it.

The tasks on each pair of thematic pages in this book are also open-ended. Although topics are the same, students are able to develop their own voice and creativity as they meet the requirements of the activities. In addition to this the last three pages comprise student topic selection sheets which can be used throughout the writing program to add additional variety.

Contents And Writing Genres


	Pages
Me Personally: Draw and Label, Cinquain Poem, Recount, Exposition	4, 5
Environment: Newspaper Article, Slogan and Logo, Similes, Formal Letter	6, 7
Animals: Procedure, Acrostic Poem, Exposition, Slogan and Logo	8, 9
Endangered Animals: Newspaper Article, Slogan and Logo, Interview, Formal Letter	10, 11
Australia: Report, Limerick, Recipe, Conversation,	12, 13
Pioneer Australia: Recount, Description, Recipe, Explanation	14, 15
Ancient Egypt: Report, Poem, Conversation, Recipe	16, 17
Japan: Report, Haiku, Description, Interview	18, 19
Volcanoes: Report, Metaphor, Journal/Diary, Acrostic Poem	20, 21
Prehistoric Animals: Explanation, Onomatopoeia, Diary, Procedure	22, 23
Flowers: Narrative, Procedure, Myth, Personification	24, 25
Ghosts: Narrative, Pamphlet, Procedure, Poem	26, 27
Computers: Procedure, Alliteration, Newspaper Report, Acrostic Poem	28, 29
Machines: Report, Onomatopoeia and Personification, Recount, Conversation	30, 31
Vehicles: Exposition, Pamphlet, Report, Poem	32, 33
Flight: Report, Pamphlet, Description, Poem	34, 35
Space: Report, Nonsense Poem, Informal Letter, Paragraphs,	36, 37
Sport: Recount, Play, Game	38, 39
Sea Life: Exposition, Metaphor, Report, Poem	40, 41
The Spider: Report, Poem, Conversation, Recipe	42, 43
Water: Report, Paragraph, Exposition, Poem	44, 45
Fruit and Vegetables: Draw and Label, Slogan, Report, Paragraph	46, 47
Surfing: Newspaper Report, Poem, Recount, Similes	48, 49
Your Choice: Student decision on genre styles	50 - 52

Name:


Me Personally 1

Draw and label.

1. Draw and label a human skeleton.



2. Draw and label an animal skeleton.



3. Compare the two and list the observations you make.

.....
.....
.....

Write a poem.

Write a cinquain poem about yourself.
Remember a cinquain contains:



a noun - 1st line;

two adjectives - 2nd line;

three words describing the noun - 3rd line;

what does the noun do - 4th line;

a different noun meaning the same - 5th line.



Name:

Animals 2

Write an exposition on “Any animal can be kept as a pet”.

- Decide whether or not you agree with this statement and write a short essay explaining your decision. Include the following:

Introduction - state your point of view.

.....

.....

Body of essay - three paragraphs supporting your point of view.

.....

.....

.....

.....

.....

Conclusion - summarise the main points of your argument.

.....

.....

Write a slogan and draw a logo to entice people to be more responsible for their pets.

- Remember to check your punctuation.

.....

.....

.....

.....

.....



Name:

Endangered Animals 2

Write four interview questions.

- The questions can be directed towards humans responsible for the decline of an animal species or directed to the animal itself.

e.g. Panda, can you tell me what you will do now your natural environment is disappearing?



1.
.....
.....

2.
.....
.....

3.
.....
.....

4.
.....
.....

Write a letter to someone important or famous about an endangered animal species;

e.g. panda, white rhino, whale.

- Put your draft notes here:

To:

Address:

- Key points:
-
-
-

Name:

Ancient Egypt 1

Write a micro-report about something uniquely Ancient Egyptian, e.g. the Pyramids, hieroglyphics or the Sphinx.

<p>I choose:</p> <p>Introduction:</p> <p>.....</p> <p>Description:</p> <p>.....</p> <p>.....</p> <p>.....</p> <p>.....</p> <p>.....</p> <p>Location:</p> <p>(Where/when is it in time/place?)</p> <p>.....</p> <p>Dynamics:</p> <p>(What does it do? How does it do it?)</p> <p>.....</p> <p>.....</p> <p>Summary:</p> <p>.....</p> <p>.....</p>
--

Sample

Write a poem.

- You are a mummy. You have been asleep for 100 years when you are suddenly awakened.

.....

.....

.....

.....

.....

.....

.....

.....

.....



Name:

Volcanoes 1

Write a micro-report about volcanoes.

Introduction:

Description:

Location:
(Where/when is it in time/place?)

Dynamics:
(What does it do? How does it do it?)

Summary:

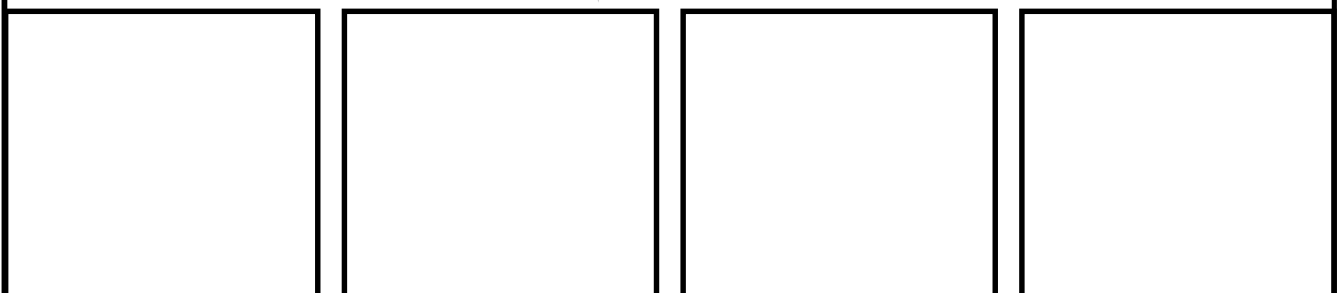
Sample

Write and illustrate four metaphors about volcanoes.

A metaphor is a comparison between two things without using the words 'as' or 'like'.
e.g. The lava was a river of heat.

★ Remember to check your punctuation.

1.
2.
3.
4.



Name:

Ghosts 2

Write a procedure for capturing a ghost.

- Think about: Goal/aim - what are you trying to achieve?
- Requirements - equipment, tools.
- Steps - what is to be done first, second, etc?
- Conclusion - has the aim been achieved?

Sample

Write a poem.

- Write a rhyming poem about ghosts.

Consider: size, shape, colour and movement.

- Try using alliteration (each word starts with the same letter), e.g. smoothly, slithering and sliding.

.....

.....

.....

.....

.....

.....

.....

.....

.....

.....

Name:

Flight 1

Write a micro-report about a form of aircraft.

Type:

Introduction (include history):

.....
.....

Description:

.....
.....
.....

Location:

(Where/when is it in time/place?)

.....

Dynamics:





(What does it do? How does it do it?)

.....
.....

Summary:

.....
.....

Sample



Extra

- Design and illustrate a pamphlet that encourages tourists to use your flight company. Decide on destinations, costs and cheaper off-peak prices. Outline the best features of your flight service.

Name:

Space 1

Write a micro report on some aspect of space or space travel.

Type:

Introduction (include history):

Description:

Location:

(Where/when is it in time/place?)

Dynamics:

(What does it do? How does it do it?)

Summary:

Write a nonsense poem about life in space.

A nonsense poem does not have to make sense and can include anything or anyone. Start here: