

Activity Pages for the Early Years

Written by Anne Bell. Illustrated by Melinda Brezmen. © Ready-Ed Publications - 1999

Published by Ready-Ed Publications (1999) P.O. Box 276 Greenwood WA 6024

Email: info@readyed.com.au Website: www.readyed.com.au

COPYRIGHT NOTICE

Permission is granted for the purchaser to photocopy sufficient copies for non-commercial educational purposes. However, this permission is not transferable and applies only to the purchasing individual or institution.

ISBN 978 1 86397 211 0

Foreword


Scrapbooks and portfolios are a wonderful way to record the development of early childhood students. Children learn and improve more in their first school year than at any other time in their school life. Portfolio or scrapbook samples are an excellent form of visual reporting to parents. The samples give concrete evidence of a child's ability to comprehend, as well as indicating achievement of skills and concept development.

Children love to look through a book of their own work and explain the process to a captive audience.

These sample collections are a wonderful keepsake for the child and his/her family, and are generally cherished for years.

Proformas (a child's exploration of the process involved in completion) are included in this activity book so that teachers can simply photocopy and use to complement the child's finished activity sheet.

In addition a **feelings record** (*see below*) is provided on some pages so that children can provide feedback about how they feel they coped with the work on the relevant page. Children could indicate, by colouring in the appropriate face, whether they were either "very happy", "satisfied", or "unhappy" with their efforts.



The activities include old favourites and new ideas built into well loved curriculum themes. These sheets and their proformas are designed to save you time, leaving more time for teaching.

N.B. Teachers - remember to write the date on your first copy before photocopying your class set as this will save you writing on every individual sheet.

Anne Bell

Contents

Foreword	2
Traffic lights	4, 5
Colour mixing	6 - 10
Count my fingers	11, 12
I can write my name	13, 14
My book about feelings	15 - 20
Feelings - word identification chart	21
My book about senses	22 - 28
Senses - word identification chart	29
My Band-Aid story	30, 31
Fingerprints	32, 33
My telephone number	34, 35
The Three Little Pigs	36 - 38
Mermaid, dinosaur and sunflower - Notes	39, 40
Mermaid	41, 42
Dinosaur	43, 44
Sunflower	45, 46
Draw 1 - 5	47 - 49
Additional pages - Teachers' notes	50
Footprints	51
Handprints	52
I love my mummy because	53
I love my daddy because	54
My Christmas wish letter	55
Family photo album	56 - 60

Traffic lights

Proforma

We have been talking about road safety and colours in class. To make this traffic light I had to read the colour word and glue the correct colour onto the lights. I then copied the colour words and the actions on the lines.

Teachers' notes


You will need:

copies of the page (A3 if you wish)
writing pencils
glue & brushes
small cut up squares of tissue paper to scrunch and glue onto lights.

Sample

Name _____

Traffic lights



red

stop

orange

wait

green

go

How I feel about my work.



Date:

Colour mixing

Proforma

We have been discovering primary and secondary colours in class. To complete these colour mixing pages I had to read the colour word and fill the square with the correct colour. I then mixed the two colours together to make the new colour which I used to paint the picture underneath.

Teachers' notes

You will need:



2 pots of paint with teaspoons
small lids for mixing
brushes
copies of the activity sheet

If the colour

red

is mixed with the colour

blue






they will make the colour ...



purple

Name _____



How I feel about my work.		
		
Date:		

If the colour

blue

is mixed with the colour

yellow



they will make the colour ...



green

Name _____



How I feel about my work.		
Date:		

If the colour

red

is mixed with the shade

white



they will make the colour ...



pink

Name _____

How I feel about my work.		
Date:		