



For 5 - 8 Year Olds

***Working
With
Words***

Book 2

Written by Kyanne Kachel & Toni McRae. © Ready-Ed Publications - 2001.
Published by Ready-Ed Publications (2001) P.O. Box 276 Greenwood Perth W.A. 6024
Email: info@readyed.com.au Website: www.readyed.com.au

COPYRIGHT NOTICE

Permission is granted for the purchaser to photocopy sufficient copies for non-commercial educational purposes. However, this permission is not transferable and applies only to the purchasing individual or institution.

ISBN 1 86397 412 1

Introduction

The activities in the Working With Words series developed as a result of the necessity to teach sight words to early learners.

All activities provide opportunities for:

- reinforcement of sight words
- identification of words at sight
- repetition of sight words
- teaching the ability to discriminate between sight words
- practise of sight words
- consolidation of classroom teaching.

After the overwhelming success of “Sight Words Activities 1 and 2” we were inspired to develop the series and add to the list of sight words in those books. We have provided another 85 words with activities and revision sheets for the end of each list. However, these activities are slightly more difficult in some instances, as they have been designed with the expectation that the words in the first two books of Sight Words Activities have been taught.

Therefore, where possible those original words have been included in reading sections of the activities in these books to assist with revision and practice.

Although the activities were primarily designed for Early Learners, we have had increasing comments and compliments about how effective the books have been in Years 1 and 2, for children requiring extra help with revision and remediation due to learning difficulties. The activities are great for those children who learn visually, and they are perfect for children who require remediation as they are not required to write excessive amounts in completing their work. Many repetitive activities are provided, as well as the revision pages to consolidate the children’s learning.

We hope that this series of books will be as beneficial to you as was the first series.

Kyanne Kachel

Toni McRae

Contents

Word List A	4
girl	5
boy	6
book.....	7
has.....	8
mum	9
dad	10
here	11
been	12
out.....	13
says	14
sister.....	15
brother	16
Revision	17 & 18
Word List B	19
skip	20
where	21
house	22
birthday	23
party	24
or	25
red.....	26
children	27
look.....	28
stop.....	29
baby	30
there	31
Revision	32 & 33
Extra Word List.....	34
no	35
love	36
friend.....	37
yes.....	38
am	39
Revision	40

Working with Words Activities
Book 2

List A

**girl
boy
book
has
mum
dad
here
been
out
says
sister
brother**

Revision

girl

Circle the word girl hidden in the letters.

rbcgirlmbtgirtmcqgirlzacvp
 mimglrigirlcbpqtchwagirlxcb
 girlgirlgirlgirlgirlgirlgirl
 bcdmgirlpacqurgirlxctmgirl


Trace the girl words and draw arrows from the words to the picture. Then colour the girl.

girl girl girl girl girl
 girl girl girl girl
 girl girl girl girl
 girl girl girl girl
 girl girl girl girl
 girl girl girl girl
 girl girl girl girl



Name

boy



bo_

_oy

Trace the words.

boy

boy

boy

boy

boy

boy

Tick the boy words spelled correctly.

boy

byo

booy

boy

boy

buoy

boy

Trace the words below. Tick them if they rhyme with boy.

joy

roy

soy

toy

Troy

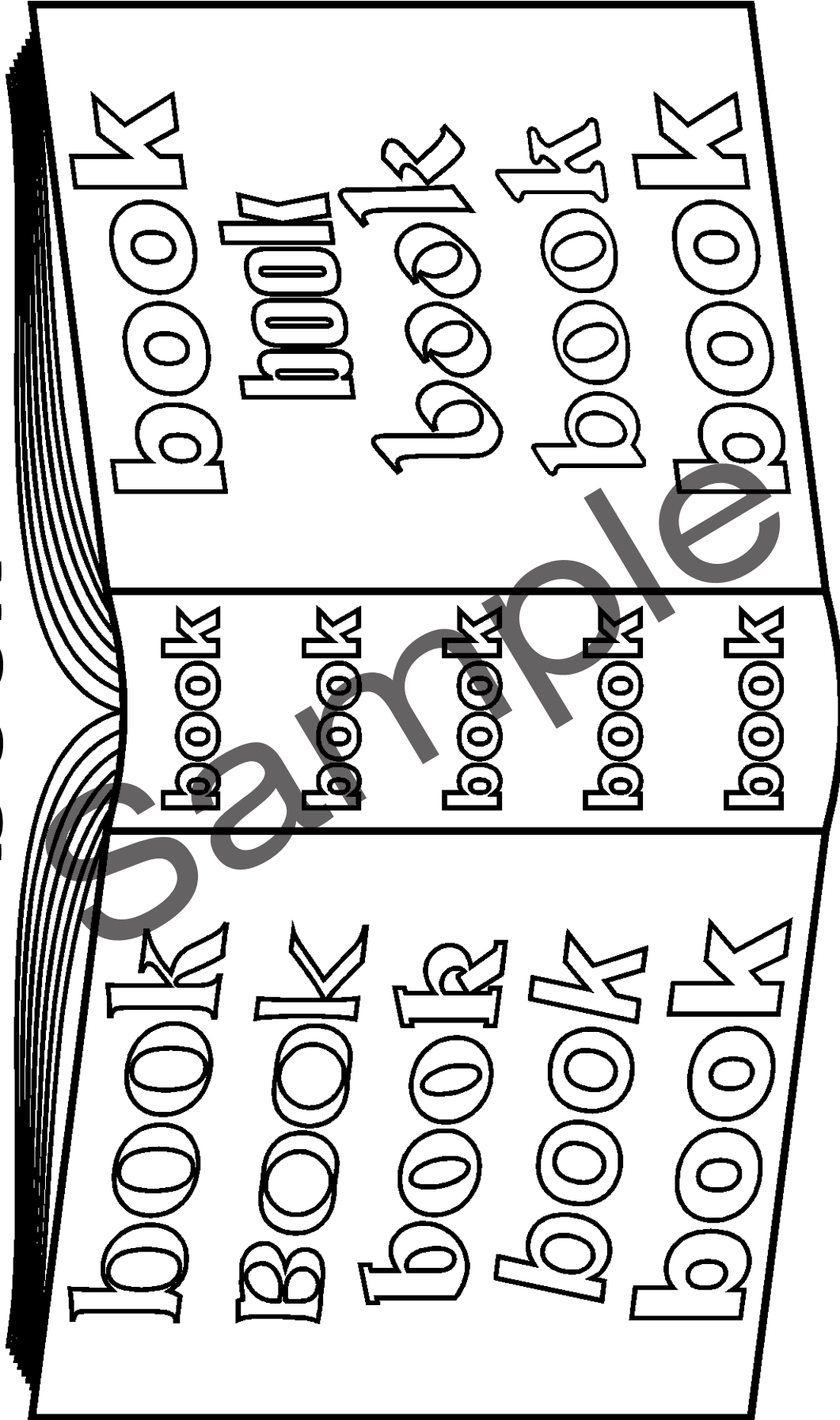
boy

Circle the boy words in the sentences.

The boy went to school with his mother.

I am a boy and I have a pet dog.

book




Count how many times you can see the book word.

Decorate and colour each word differently.

has


Colour the fish the dolphin has his eye on.
Words must spell has when you trace them.



Colour me when I've
eaten all the has
fish.

been

Find four hidden words below the same as been.



Fill in the missing letters

_een

be_n

b_en

bee_

ee

b__n

_b_e_




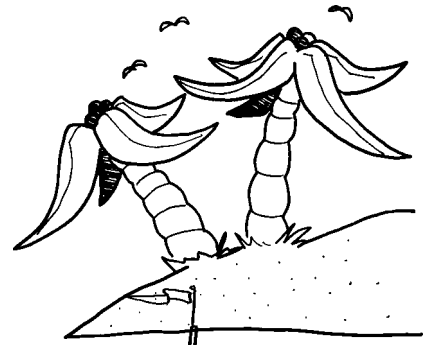
b__

bee_

_ee_n

Name

where



Where are the pirate's ships?


Write the word where on each ship, then colour the picture.

children

Count how many children you can see in the picture.

Colour the picture and the children.

There are children.



Circle all the words in the picture that say children.

How many words are there? words