



**Ebook Code:  
RENZ1029**



# **Reading Zone 2**

**(For Ages 10+)**

Sample

Written by Edward Connor. Illustrated by Terry Allen.

© Ready-Ed Publications - 2005.

Published by Ready-Ed Publications (2005) P.O. Box 276 Greenwood W.A. 6024

Email: [info@readyed.com.au](mailto:info@readyed.com.au) Website: [www.readyed.com.au](http://www.readyed.com.au)

**COPYRIGHT NOTICE**

Permission is granted for the purchaser to photocopy sufficient copies for non-commercial educational purposes. However, this permission is not transferable and applies only to the purchasing individual or institution.

ISBN 1 86397 616 7

# Contents

## THE CIRCUS

### Find the List Words – Oops, Word Search

The Circus, What a Show! ..... page 5

### Word Study Activity

Angry Crossword - Inside the Circus ..... page 6

### Check It Out

Stromboli the Strongman ..... page 7

### Comprehension

The Circus, Then and Now ..... page 8

### Spot the Difference

Flea Circus ..... page 9

ANSWERS ..... page 10

## THE EARTH

### Find the List Words – Oops, Word Search

This Blue and White Planet ..... page 11

### Word Study Activity

Spiralwords - Our One and Only Earth .... page 12

### Check It Out

“Oops!” Said the Dinosaur ..... page 13

### Comprehension

Makeup of the Earth ..... page 14

### Spot the Difference

The Continental Handicap ..... page 15

ANSWERS ..... page 16

## THE FARM

### Find the List Words – Word Lines

On the Farm ..... page 17

### Word Study Activity

Spiralwords - A Spin About the Farm ..... page 18

### Check It Out

The Great Pumpkin Contest ..... page 19

### Comprehension

History of Farming ..... page 20

### Spot the Difference

Farming Is a Health Hazard ..... page 21

ANSWERS ..... page 22

## HOLIDAYS

### Find the List Words – Pattern Words

Holidays, Good Days ..... page 23

### Word Study Activity

Angry Crossword - On Vacation ..... page 24

### Check It Out

The Holiday From Hell! ..... page 25

### Comprehension

Tourism ..... page 26

### Spot the Difference

Safari So Good ..... page 27

ANSWERS ..... page 28

## SCARY STUFF

### Find the List Words – Word Lines

Creepy Things and You ..... page 29

### Word Study Activity

Spiralwords - Spooky! ..... page 30

### Check It Out

The Fright Contest ..... page 31

### Comprehension

Horror ..... page 32

### Spot the Difference

Nightmare Sleepover ..... page 33

ANSWERS ..... page 34

## SCHOOL

### Find the List Words – Oops, Word Search

School, Yuk! ..... page 35

### Word Study Activity

Angry Crossword - School Haze ..... page 36

### Check It Out

The School That Fought Godzilla ..... page 37

### Comprehension

History of Schooling ..... page 38

### Spot the Difference

Teacher Taught Us ..... page 39

ANSWERS ..... page 40

## SPORTS

### Find the List Words – Word Lines

Game Time ..... page 41

### Word Study Activity

Spiralwords - Spin Into a Game ..... page 42

### Check It Out

The Team From Warnaloo ..... page 43

### Comprehension

History of the Olympics ..... page 44

### Spot the Difference

Hare Again ..... page 45

ANSWERS ..... page 46

## THE UNIVERSE

### Find the List Words – Pattern Words

The Unbelievable Universe ..... page 47

### Word Study Activity

Angry Crossword - The All and the Everything .... 48

### Check It Out

The Cosmic Dung Beetle ..... page 49

### Comprehension

The Incredible Universe ..... page 50

### Spot the Difference

Alien One for Ice-cream? ..... page 51

ANSWERS ..... page 52

## VILLAINS

### Find the List Words – Oops, Word Search

Bad Guys ..... page 53

### Word Study Activity

Spiralwords - Villains Come On Down .... page 54

### Check It Out

Itching To Be A Bully ..... page 55

### Comprehension

Grim Reality of Crime ..... page 56

### Spot the Difference

Purloined Porker ..... page 57

ANSWERS ..... page 58

## THE ZOO

### Find the List Words – Pattern Words

Animal Hotel ..... page 59

### Word Study Activity

Angry Crossword - It's Zoological ..... page 60

### Check It Out

The Zookeeper's Song ..... page 61

### Comprehension

Zoos Past and Present ..... page 62

### Spot the Difference

On the Menu ..... page 63

ANSWERS ..... page 64



ACTIVITY ▶ Find the List Words **Oops, Word Search**  
**TITLE ▶ The Circus, What a Show!**

Letters can only be used once. Letters can follow each other vertically and horizontally but NOT diagonally to make up a word. Use the left over letters to find the mystery sequence.

R	C	A	A	B	A	L	C	T	I	N	E	R	R	S	H	O
O	W	D	U	S	T	A	N	R	A	I	S	C	U	S	T	W
B	A	I	S	T	H	N	A	V	A	E	N	G	R	E	A	M
A	S	N	B	U	N	C	I	T	R	I	A	S	E	S	N	A
T	I	O	S	I	T	T	N	G	A	C	S	T	H	H	A	T
S	S	O	O	N	G	N	K	S	C	I	S	E	P	I	W	H
L	U	O	S	E	V	I	O	N	N	M	U	K	C	I	T	L
L	A	L	H	E	T	L	I	W	E	T	R	A	P	E	Z	E
I	B	A	U	N	T	S	V	O	L	R	S	E	M	Z	E	T
U	A	L	L	E	E	D	E	S	C	G	G	U	U	T	S	E
D	I	E	N	C	R	A	D	R	E	L	T	J	H	S	O	C

- ▶ T \_ \_ P \_ ZE
- ▶ T \_ N \_
- ▶ \_ \_ CK \_ TS
- ▶ H \_ LL \_ \_ L \_ O
- ▶ M \_ S \_ C \_ \_ S
- ▶ A \_ D \_ \_ \_ E
- ▶ \_ T \_ L \_ T \_ S
- ▶ K \_ \_ V \_ S
- ▶ ACRO \_ \_ \_ S
- ▶ C \_ \_ AV \_ N
- ▶ S \_ \_ \_ MAN \_ \_ IP
- ▶ \_ \_ L \_ CI \_ G
- ▶ \_ \_ RED \_ V \_ \_ S
- ▶ T \_ \_ \_ N \_ R
- ▶ C \_ O \_ \_ S
- ▶ \_ OS \_ \_ M \_ S
- ▶ S \_ WD \_ \_ T
- ▶ BU \_ \_ \_ NG
- ▶ IL \_ US \_ \_ \_ IST
- ▶ \_ \_ G \_ \_ R \_ S



**Clues**

The letters of the mystery sentence should appear in the puzzle close to their proper order, but here are also some clues to help you.

The first and third words are very common words. The second is the theme of this set. The fourth word means the best or biggest. The fifth word means something there to look at, and the last word is the planet we are on.

-----, ----- !



ACTIVITY ▶

# Angry Crossword

TITLE ▶

## Inside the Circus

The clues to this crossword are given but are mixed up and not numbered across or down. Some letters have been placed in the answer squares and the number of letters in the answers has been given to help you.



**Across**

- The clowns pretending to have a war wore enormous shoes over their —. (4)
- The most daring performers in the circus are those on the flying —. (7)
- The lion trainer was brave and — were the daredevils. (2)
- The ringmaster wore a top hat — top of his head. (2)
- The silly — pretended to have a war. (3)
- The band played — music when the clown pretended to die. (3)
- the circus performers are great! (3)
- The — was turning somersaults in midair. (7)
- I thought the — swallower would gag. (5)
- The circus is more than — it is great! (4)
- The — daring performers in the circus are those on the flying trapeze. (4)
- The clown pretending to be an — stuck his head in the sand. (3)
- The circus — was enormous and had flags all over it. (4)
- I ate — fairy-floss to last a lifetime. (6)
- A clown tried to — a hole in the sand with a spoon. (3)
- I begged my mother to take — to the circus. (2)
- My mother said —, she wouldn't take me to the circus. (2)
- A clown pretending to be an emu, made a — then laid an egg in it. (4)
- A clown pretended to be a scientist trying to split the — with a sledgehammer. (4)
- The mother told her — not to be afraid of the clowns. (3)

**Down:**

- I ate three —dogs with sauce. (3)
- The fire eater did not really — the fire. (3)
- I want to — to the circus again. (2)
- "I — not going to be frightened of the clowns," declared the boy. (2)
- I want to sew a costume — I can wear it. (2)
- The ringmaster introduced the gigantic — named King Kong. (3)
- A foolish clown dressed in a policeman's costume — the emu and locked it up in a paper prison. (7)
- At least — clowns jammed themselves into the little car. (3)
- The ground where the acts were performed was covered in — for safety, (7)
- love to wear ridiculously funny costumes. (6)
- One group of clowns pretended to attack the ice-cream castle and another group pretended to — it. (6)
- Again the mother said, "—, I won't take you to the circus." (2)
- I — not want to become a juggler. (2)
- the band there was a tuba player. (2)
- When the show was — the audience clapped. (4)
- The smallest clown bellowed, "Fe, fi, —, fum!" (2)
- The elephants had a — of war. (3)
- The — butted the clown in the butt. (4)
- The animal — are skilful and brave. (8)
- I ate a hot— with sauce, (3)




ACTIVITY ▶

# Spot the Difference

## TITLE ▶ Flea Circus


*Believe it or not there actually were flea circuses. Fleas were "trained" to perform tricks such as pulling tiny wagons, walking along a tight rope and, of course, various jumping stunts. Naturally there were no animals in flea circuses other than fleas. No elephant could diet enough to fit in. The "Ringmaster" was usually the owner because fleas have such tiny voices one of them wouldn't have been heard, and besides fleas don't have the large and colourful vocabulary that a ringmaster needs. The other problem was costumes. They just couldn't get them small enough and if they did how could they iron them? So the poor little fleas had to perform naked.*

ORIGINAL IMAGE



### Mix-up


▶ In the image below the original has been cut into sections along the grid lines and then mixed up. Identify each piece and mark down its original location.



- ▶ A1 *e.g. B3*    ▶ A2 \_\_\_\_\_    ▶ A3 \_\_\_\_\_    ▶ A4 \_\_\_\_\_
- ▶ B1 \_\_\_\_\_    ▶ B2 \_\_\_\_\_    ▶ B3 \_\_\_\_\_    ▶ B4 \_\_\_\_\_
- ▶ C1 \_\_\_\_\_    ▶ C2 \_\_\_\_\_    ▶ C3 \_\_\_\_\_    ▶ C4 \_\_\_\_\_
- ▶ D1 \_\_\_\_\_    ▶ D2 \_\_\_\_\_    ▶ D3 \_\_\_\_\_    ▶ D4 \_\_\_\_\_


### Spot 8 Differences

▶ **Spot the EIGHT differences between the original image and the image below. Write their grid location and a brief description.**



Location                      Description

- ▶ *e.g. D3*    *dog collar* \_\_\_\_\_
- ▶ \_\_\_\_\_
- ▶ \_\_\_\_\_
- ▶ \_\_\_\_\_
- ▶ \_\_\_\_\_
- ▶ \_\_\_\_\_
- ▶ \_\_\_\_\_
- ▶ \_\_\_\_\_



ACTIVITY ▶

Find the List Words

# Oops, Word Search

TITLE ▶ This Blue and White Planet

Letters can only be used once. Letters can follow each other vertically and horizontally but NOT diagonally to make up a word. Use the left over letters to find the mystery sequence.

T	E	G	A	T	I	A	K	P	E	O	E	G	S	R	M	O
G	O	E	N	A	O	A	W	H	T	P	C	A	T	A	N	U
R	A	P	R	S	N	R	E	I	E	L	P	T	O	C	T	F
O	U	H	R	N	S	P	T	S	S	L	E	E	S	I	A	S
A	O	Y	N	W	Y	R	O	E	T	T	A	C	I	T	I	N
E	C	S	T	O	T	N	M	E	N	S	T	E	H	I	E	S
A	N	E	A	S	E	R	E	S	L	P	S	E	I	R	T	O
N	S	L	S	E	V	O	G	G	A	I	M	A	L	Y	N	O
U	N	I	T	I	L	D	I	N	N	T	S	S	N	U	E	
M	W	E	B	U	I	V	B	O	T	A	N	E	E	C	O	C
M	O	C	G	S	R	E	D	R	S	O	T	N	I	T	N	O

- ▶ CO \_ \_ RI \_ \_
- ▶ \_ \_ NTIN \_ \_ TS
- ▶ GOV \_ \_ \_ NTS
- ▶ \_ \_ \_ TORY
- ▶ P \_ \_ CE
- ▶ \_ \_ WNS
- ▶ CO \_ \_ \_ ITIES
- ▶ N \_ TI \_ \_ S
- ▶ S \_ \_ S
- ▶ \_ \_ IM \_ LS
- ▶ GEO \_ \_ \_ \_ \_
- ▶ BOR \_ \_ \_ S
- ▶ PL \_ \_ \_ S
- ▶ ST \_ T \_ S
- ▶ C \_ T \_ ES
- ▶ \_ C \_ \_ NS
- ▶ BUIL \_ \_ \_ \_ S
- ▶ W \_ R
- ▶ \_ \_ \_ PLE
- ▶ MOUN \_ \_ \_ \_ \_



### Clues

The letters of the mystery sentence should appear in the puzzle close to their proper order, but here are also some clues to help you.

The first three words rhyme with 'bake', 'eight' and 'fair'. The sixth word means an enormous hunk of rock. The ninth and tenth words start with the same two letters. The seventh and eleventh words are contractions – one with 'is' and the other with 'have'. The last word rhymes with 'lot' and 'hot' and 'not' and 'shot' and 'Camelot' and 'Lancelot'.

-----,-----,