



**Ebook Code:
RENZ1019**



Viewing Activities

(For Ages 10+)

Written by Fiona Raynes. Illustrated by Terry Allen.

© Ready-Ed Publications - 2003.

Published by Ready-Ed Publications (2003) P.O. Box 276 Greenwood W.A. 6024

COPYRIGHT NOTICE

Permission is granted for the purchaser to photocopy sufficient copies for non-commercial educational purposes. However, this permission is not transferable and applies only to the purchasing individual or institution.

ISBN 1 86397 561 6

Contents

Introduction	2
Teachers' Points for Activity Pages	4
Links to Viewing Outcome Statements	6
Rapunzel's Shampoo	7
Rapunzel's Shampoo: <i>Activity</i>	8
Bubble, Bubble, Toil and Trouble	9
Bubble, Bubble, Toil and Trouble: <i>Activity</i>	10
Can You Follow Instructions? <i>Activity</i>	11
Comic Strip	12
Comic Strip: <i>Activity</i>	13
The History Detective 1 - Top Secret	14
The History Detective 2 - Elizabethan Crossword: <i>Activity</i>	15
The History Detective 3: <i>Activity</i>	16
E-mail	17
E-mail: <i>Activity</i>	18
Fancy Dress Invitation	19
Fancy Dress: <i>Activity</i>	20
Film Review	21
Film Review: <i>Activity</i>	22
One Fine Day ...	23
One Fine Day: <i>Activity</i>	24
Craft Time With Madam Zelda (1)	25
Craft Time With Madam Zelda (2)	26
Groovy Grid Work	27
Groovy Grid: <i>Activity</i>	28
Life On You	29
Life On You: <i>Activity</i>	30
My Super Hero	31
My Super Hero: <i>Activity</i>	32
A Short Play	33
A Short Play: <i>Activity</i>	34
Rebus Puzzles	35
Rebus Puzzles: <i>Activity</i>	36
Parent Newsletter	37
Parent Newsletter: <i>Activity</i>	38
School Rules	39
School Rules: <i>Activity</i>	40
Soccer News - George Grabs Goals for Goannas	41
Soccer News: <i>Activity</i>	42
Terrific Tuatara	43
Terrific Tuatara: <i>Activity</i>	44
Big Bob the Virtual Rabbit: Instructions	45
Big Bob the Virtual Rabbit: <i>Activity</i>	46
What's That You're Watching?: <i>Activity</i>	47
Wildlife Park	48
Wildlife Park: <i>Activity</i>	49
Top Secret: <i>Activity</i>	50
Your Lucky Day: <i>Activity</i>	51
What's That You're Looking At?: <i>Activity</i>	52
Mystery Photos: <i>Activity</i>	53
CD Cover: <i>Activity</i>	54-55
CD Templates	56
Answers	57



Name:



Date:

Bubble, Bubble, Toil and Trouble ...

Hundreds of years ago alchemists were collecting ingredients for secret potions. One of their wishes was to create a recipe to transmute (change) cheap metals such as lead and copper into gold.

They experimented with many different ingredients. Some were easily found, for example leaves, water, milk, cobwebs and beetles. Others, such as moss from ancient gravestones, quicksilver (mercury) and crocodile teeth were harder to obtain. Urine, newts' eyes, bats' blood and old ear wax were disgusting. 'Vampires' fangs, fairies' tears and dragons' livers* could be added for that special touch. Sometimes the alchemists would write their recipes in code to prevent others from copying them. Magical symbols and special chants were also used. The alchemists never succeeded in their quest for making gold but they did discover many techniques and new substances that modern chemists still use today.

Here is one recipe for making gold (unfortunately it didn't work!)

INGREDIENTS

- A brain from a small dog (still warm)
- 2 teaspoons of droppings from a pet white mouse
- A large dollop of fresh snail slime
- 1 pennyweight of unicorn horn (finely ground)
- 3 yellow feathers from the crest of a cockatoo
- A dozen copper coins

METHOD

Beat the first 3 ingredients together.
Carefully pour the mixture into a small cauldron and heat until the mixture starts to froth and bubble. Slowly add the horn, pinch by pinch, and stir clockwise twice.
When the mixture begins to glow, add the feathers and the coins, one at a time.
Remove from the heat and when the smoke clears you will find what you are after.



* This is use of "artistic licence".
Ask your teacher what this means.

► *Related Outcome* Students recall details from a short text on alchemy and invent their own recipe to create gold.

Bubble, Bubble, Toil and Trouble ... **Activity**

★ Many years ago, _____ tried to _____ cheap metals into _____. They never managed but modern _____ are still using some of their other discoveries today.

List two ingredients from the recipe that would be relatively easy and hard to obtain.

Easy

Hard

① _____

① _____

② _____

② _____

What is a cauldron? _____

What does clockwise mean? _____

What do you think you would have found once the smoke had cleared?


★ Concoct your own recipe for creating gold. Try to use a range of real and imaginary ingredients.

Here are some tools you might use:





cauldron

mortar and pestle



crucible



► *Related Outcome* Students recall details from a short text on alchemy and invent their own recipe to create gold.


COMIC STRIP

Excuses, excuses!



**"Why I
didn't hand
in my
homework"**

by Stephan
Nonsense



Next week:
Stephan explains
why he hasn't washed
for a week.

Fancy Dress Invitation **Activity**




★ Use the invitation on page 19 to complete the following:

The party will be held from _____ to _____
on _____ at _____.

Some children have already decided what they are going to wear. Use the clues to discover their costumes. The first one has been done for you.

- | | | | |
|----------|-----------------------|-------------|-------|
| Brittany | small child | <i>baby</i> | _____ |
| Grace | spectre | | _____ |
| Alice | ET | | _____ |
| Diana | GP | | _____ |
| Shane | serpent | | _____ |
| Wayne | abracadabra | | _____ |
| Paulo | sea robber | | _____ |
| Jake | writes for newspapers | | _____ |



What would you wear? _____

★ There are a number of abbreviations in this invitation. Write down what they mean (you may need to use a dictionary to help you).

- RSVP - _____ ps. - _____
p.m. - _____ ph. - _____

Use your dictionary skills to discover the meaning of the following.



- | | |
|-------------|--------------|
| ATM - _____ | NB - _____ |
| BO - _____ | WWW - _____ |
| CD - _____ | VIP - _____ |
| PTO - _____ | E.g. - _____ |

Find 3 more abbreviations and write down their meanings.

1. _____
2. _____
3. _____

► *Related Outcome* Students use the information found in a birthday invitation to complete a short cloze activity and identify common abbreviations. Students use their own knowledge to solve a puzzle.