

Contractions and Apostrophes

(For Primary Ages)

Written by Lyn Catchpole. Illustrated by Rod Jefferson.

© Ready-Ed Publications - 1995.

Published by Ready-Ed Publications (1995) P.O. Box 276 Greenwood W.A. 6024

COPYRIGHT NOTICE

Permission is granted for the purchaser to photocopy sufficient copies for non-commercial educational purposes. However, this permission is not transferable and applies only to the purchasing individual or institution.

ISBN 1 86397 092 4

The activities contained in this book allow teachers to meet the requirements of the English curriculum document with regard to the **Writing** strand. The book provides opportunities for the consolidation of English language skills that children should be equipped with as a result of their primary schooling.

As shown in the Contents below the approach is basic and simple - teach the skill; reinforce it in a variety of ways; use it in context as often as possible.

To help the consolidation process wall charts have been provided on the concepts treated in this book - it is suggested that they are enlarged to A3 size and displayed as a constant reference point for the class.

Our artist has used the theme of 'athletic animals' to provide a little light relief for students doing the activities in the book.

CONTENTS


'USING CONTRACTIONS' SECTION

Teacher Information Page	4
am = 'm; is = 's; are = 're	5
will = 'll	6
not = n't	7
would = 'd	8
have = 've; has = 's; had = 'd	9
Word Sort	10
Fill In The Spaces	11
Contractions - Review 1	12
Contractions - Review 2	13
Jigsaw Puzzle 'Dinosaur Eggs'	14, 15
Contractions Dominoes Game	16
Contraction Concentration - Card Game	17, 18, 19
Contractions - Review 3	20
Test - Contractions	21
Wall Chart (enlarge to A3)	22

'APOSTROPHES FOR POSSESSION' SECTION

Teacher information Page	24
Singular/Plural Ownership	25
Teacher Notes - 'The Tips'	26
Apostrophes - Singular Possession	27
Apostrophes - Plural Possession	28
Place The Apostrophes - Singular/Plural Possession	29
Apostrophe Ownership Puzzle Passage	30, 31
Apostrophes For Possession Test	32
Wall Chart (enlarge to A3 size)	33
Teacher Assessment Sheet	34
Answers	35, 36

Using Contractions



TEACHER INFORMATION

Apostrophes are used to indicate that two words have been contracted into one and that some letters have been left out.

e.g.

You are

you're

can not

can't

The apostrophe replaces the letters which have been left out.

These are lists of contractions used in this book.

will

I will	- I'll
you will	- you'll
he will	- he'll
she will	- she'll
it will	- it'll
we will	- we'll
they will	- they'll
what will	- what'll
when will	- when'll
how will	- how'll
where will	- where'll

am-is-are

I am	- I'm
you are	- you're
he is	- he's
she is	- she's
it is	- it's
we are	- we're
they are	- they're
who is	- who's
where is	- where's
when is	- when's
how is	- how's
what is	- what's

not

cannot	- can't
will not	- won't
shall not	- shan't
could not	- couldn't
should not	- shouldn't
would not	- wouldn't
must not	- mustn't
have not	- haven't
has not	- hasn't
had not	- hadn't
is not	- isn't
are not	- aren't
was not	- wasn't
were not	- weren't
do not	- don't
does not	- doesn't
did not	- didn't

have-has-had

I have	- I've
I had	- I'd
you have	- you've
you had	- you'd
he has	- he's
he had	- he'd
she has	- she's
she had	- she'd
they have	- they've
they had	- they'd
it has	- it's
it had	- it'd

would

I would	- I'd
you would	- you'd
he would	- he'd
she would	- she'd
it would	- it'd
they would	- they'd
we would	- we'd

Name

contractions



am = 'm

is = 's

are = 're

A. Finish these contractions.

I am I'm
you are you
he is he
she is she
it is
we are
they are
who is
where is
when is
how is
what is

B. Put apostrophes in the correct places.

were
whens
hes
Im
theyre
its
whos

C. Write the full form of these.


they're
you're
how's
I'm
we're
what's

D. Match each contraction to its full form.

shes	where is
where's	you are
you're	he is
we're	I am
he's	she is
I'm	we are

E. Find contractions from the words listed above to fill in the spaces below.

- ☐sure you can't see where to go.
- ☐ Now that here we can begin.
- ☐ the name of the book reading?
- ☐ ready to start the race now.



Name

contractions



will = 'll

A. Finish these contractions.

I will	I'll
you will	you
he will	he
she will	she
it will	it
we will	we
they will	they
what will	what
when will	when
how will	how
where will	where
who will	who

B. Write the full form.


we'll
how'll
you'll
who'll
she'll

C. Put the apostrophes in the correct place.

whatll
Ill
well
whenll
howll
hell

D. Match the contraction to its full form.

they'll	where will
where'll	it will
you'll	they will
she'll	I will
I'll	she will
it'll	you will



E. Find contractions from the words listed above to fill in the spaces below.

- ☐ When we arrive home see the new car.
- ☐ The girl knows that get the prize.
- ☐ I wonder what say when they see the surprise.
- ☐ You know be there on time.
- ☐ they do with the money they won?