

For Years 1-3

Phonic Fun Series

Book 2



* **Activities for early readers, to introduce, consolidate, reinforce and revise phonic sounds.**

Written by Judy Gabrovec. Illustrated by Melinda Parker.

© Ready-Ed Publications - 2002

This edition published by Ready-Ed Publications (2006)

P.O. Box 276 Greenwood WA 6024

Email: info@readyed.com.au Website: www.readyed.com.au

COPYRIGHT NOTICE

Permission is granted for the purchaser to photocopy sufficient copies for non-commercial educational purposes. However, this permission is not transferable and applies only to the purchasing individual or institution.

ISBN 1 86397 295 1

Teachers' Notes

PHONIC FUN 2 is the second book in a series of three books designed to teach phonics to the young reader. Each book contains a variety of activities to introduce, practise, reinforce and revise all the phonic sounds covered in the book. The activities include:

Read the Words	Word Bingo
Fill in the Sound	What Am I?
Read and Draw	Interpreting Text
Crossword Puzzles	Interpreting Pictures
Picture Crossword Puzzles	Yes or No
Word Sleuths	Identifying Words
Fill in the Word	Written Clues
Text to Picture Match	Picture Clues
Rebus Writing Puzzles	Reading Text

Each book in the series covers a different set of phonic sounds or blends.

Book 1 ow (cow), ea, ee, oo, ai, ou, or, ir, ar, ay, oa, sh, st, ck, ch

Book 2 ew, aw, ur, ow (crow), oy, a-e, i-e, o-e, u-e, oi, er, qu, wh, u, th,
bl, cl, fl, gl, pl, sl, br, cr, dr, fr, tr, gr, tw, sw, sk, ff, ss

Book 3 wa, oo, y(funny), air, ear, all, str, squ, spl, tch,dge, thr, scr, spr, kn, y, ong, ang,
ung, ing, le, igh, wr, silent b, ph, ought, aught, gn, ie, our, oar

This book has at least one page of activities for each sound, but the more commonly used sounds have up to three pages. Some Word Bingo activities have been included at the end of the books. These can be used for consolidation of the work covered in the book or for evaluation of the children's progress.

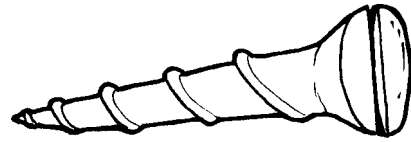
How to play Word Bingo

Included at the back of the book are some Word Bingo Game Cards and Word Bingo Lists (p. 51-53) to provide the children with a enjoyable activity to practise reading the words that they learnt throughout the book. This game is ideal for small groups of children that require extra practice and motivation in reading. The Word Bingo Game Cards can be enlarged before being photocopied and laminated for protection. Each child is given a card and using buttons or counters covers each word as it is read out from the Word Bingo List by the teacher or group leader. The child that completely covers their card first is the winner. To ensure that a different Bingo Game Card wins each game, the group leader or teacher can begin reading from a different list or begin reading the words part of the way through a list.

Contents

Page Number	Phonic Sound
Page 4-6	ew (dew)
Page 7-9	aw (saw)
Page 10-12	ur (burn)
Page 13-15	ow (crow)
Page 16-17	oy (boy)
Page 18-20	a-e (cake)
Page 21-23	i-e (hide)
Page 24-26	o-e (smoke)
Page 27-28	u-e (tube)
Page 29-30	oi (boil)
Page 31-33	er (fern)
Page 34-35	qu (quack)
Page 36-37	wh (when)
Page 38	u (pull)
Page 39-40	th (third)
Page 41	Which Sound?
Page 42-43	bl, cl , fl , gl , pl, sl
Page 44	Which Sound?
Page 45	br, cr, dr, fr, gr, tr
page 46	Word Puzzle
Page 47	tw
Page 48	sw
Page 49	sk
Page 50	ff and ss
Page 51	Bingo Words List
Page 52-53	Word Bingo Game Cards
Page 54	Practise Your Reading
Page 55	Test Page One
Page 56	Test Page Two

ew



Read and draw.

• a red jewel

• dew on a petal

• a pot of stew

• a new bike

Read the words. Underline the “ew” sound.

few

dew

flew

pew

grew

crew

drew

brew

chew

threw

screw

knew

slew

news

newspaper

newt


pewter

screwdriver

skewer

ew

Put the “ew” sound into the words.
Match the right word to the clues.



n.....spaper scr.....driver
br..... f..... n.....

1. Not very many.
2. You read this.
3. Not old.
4. A witch’s potion.
5. A tool.

Find all the “ew” words in the puzzle.

s	s	f	b	n	x	k	d	r	e	w
p	c	q	k	e	a	w	f	d	b	t
t	h	r	e	w	e	l	b	w	r	u
x	q	n	e	w	s	p	a	p	e	r
s	i	d	i	w	e	r	g	s	w	f
l	m	e	f	o	d	t	l	s	z	c
y	x	w	v	z	f	r	c	h	e	w
k	s	i	j	s	p	r	i	s	s	w
n	v	m	k	l	v	z	n	v	t	d
e	i	n	o	j	q	y	a	t	e	a
w	l	k	k	c	g	c	r	e	w	r

- blew
- brew
- few
- grew
- new
- newspaper
- screwdriver
- stew
- threw

Can you find some other “ew” words in the puzzle? List them.

.....

.....

ew 

Read the sentences. Underline the “ew” words.

1. The witch grew a few nasty plants to put in her witch’s brew.

List the “ew” words. Draw a picture.


.....
.....
.....



2. The crew of the ship had stew for tea. The meat was so hard they had to chew and chew.

List the “ew” words. Draw a picture.

.....
.....
.....



Use the sentences above to answer Yes or No.

The witch put plants in her brew.

The crew had fish and chips for tea.

The meat in the stew was soft.

aw


Read the words. Underline the “aw” sound.

saw paw
sawdust pawpaw
raw law
claw draw
straw crawl
dawn yawn
fawn prawn
brawl hawk
pawn bawl
dawdle drawl
drawbridge drawer
drawn lawn
lawnmower flaw

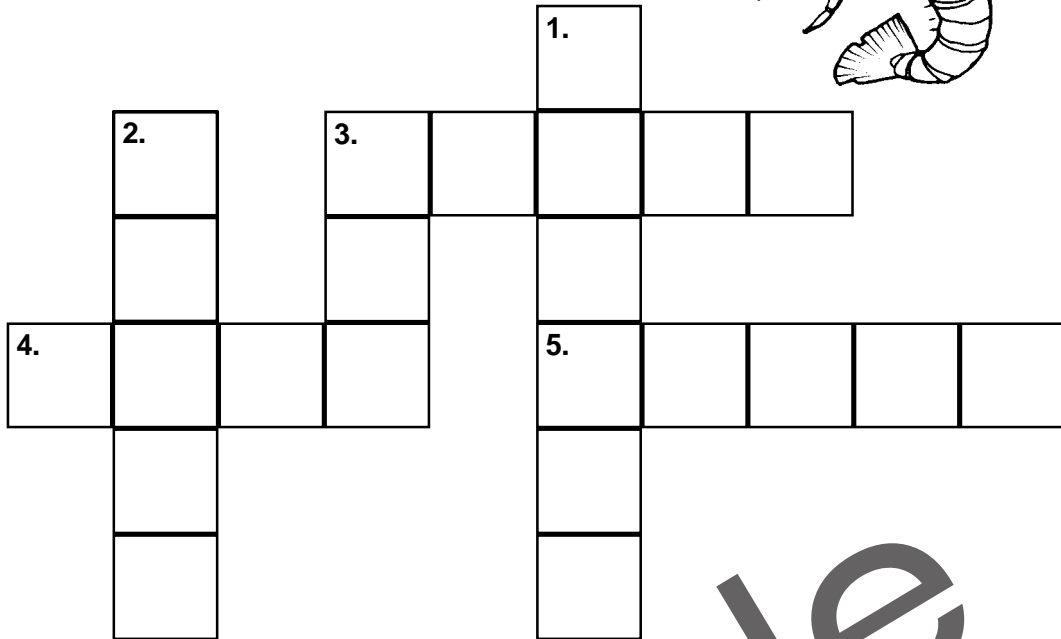
Use the clues to write the word.

1. You do this when you are tired.
2. A tool.
3. Start of the day.
4. Sketch.
5. Cry.

aw



Crossword Puzzle



Across

3. A small sea animal with a shell.

4. To sketch.

5. To talk slowly.

Down

1. To walk slowly.

2. You drink with this.

3. An animal's foot or hand.

Read and draw.

A beautiful castle with a moat and a drawbridge.

