



Ebook Code:
RED0051



Mathstar

Sample

Written by Ian Cameron. © Ready-Ed Publications - 2005
Published by Ready-Ed Publications (2005) P.O. Box 276 Greenwood Western Australia 6024
Email: info@readyed.com.au Website: www.readyed.com.au

COPYRIGHT NOTICE

Permission is granted for the purchaser to photocopy sufficient copies for non-commercial educational purposes. However, this permission is not transferable and applies only to the purchasing individual or institution.

ISBN 1 86397 633 7

MATHSTAR! - Contents

Introduction	page 4
Instructions	page 4
Mathstar! Rocket Score Sheet (Templates)	page 9
Find-a-Sum Instructions	page 10
Equation List 1-2	page 12
Game Grid 1-2	page 13
Equation List 3-4	page 14
Game Grid 3-4	page 15
Equation List 5-6	page 16
Game Grid 5-6	page 17
Equation List 7-8	page 18
Game Grid 7-8	page 19
Equation List 9-10	page 20
Game Grid 9-10	page 21
Equation List 11-12	page 22
Game Grid 11-12	page 23
Equation List 13-14	page 24
Game Grid 13-14	page 25
Equation List 15-16	page 26
Game Grid 15-16	page 27
Equation List 17-18	page 28
Game Grid 17-18	page 29
Equation List 19-20	page 30
Game Grid 19-20	page 31
Equation List 21-22	page 32
Game Grid 21-22	page 33
Equation List 23-24	page 34
Game Grid 23-24	page 35
Equation List 25-26	page 36
Game Grid 25-26	page 37
Equation List 27-28	page 38
Game Grid 27-28	page 39
Equation List 29-30	page 40
Game Grid 29-30	page 41
Equation List 31-32	page 42
Game Grid 31-32	page 43
Equation List 33-34	page 44
Game Grid 33-34	page 45
Equation List 35-36	page 46
Game Grid 35-36	page 47
Equation List 37-38	page 48
Game Grid 37-38	page 49
Equation List 39-40	page 50
Game Grid 39-40	page 51
Find-a-Sum Addition: Game	page 52
Find-a-Sum Addition: Answers	page 53
Find-a-Sum Subtraction: Game	page 54
Find-a-Sum Subtraction: Answers	page 55
Find-a-Sum Multiplication: Game	page 56
Find-a-Sum Multiplication: Answers	page 57
Find-a-Sum Division: Game	page 58
Find-a-Sum Division: Answers	page 59

MATHSTAR!

INTRODUCTION

MATHSTAR! is a fun, educational game for middle to upper elementary school students. There are 40 MATHSTAR! games in this book – one for each week of the school year.

Each MATHSTAR! game consists of:

- an **Equation List** consisting of 21 times table equations, 2 division equations, and 2 addition/subtraction equations;
- a 10 by 10 grid of numbers which includes the answers to the equations in the **Equation List** (Note: there are two game grids per page);
- the **MATHSTAR! Rocket Score Sheet**. (See page 10 for the templates.)

INSTRUCTIONS

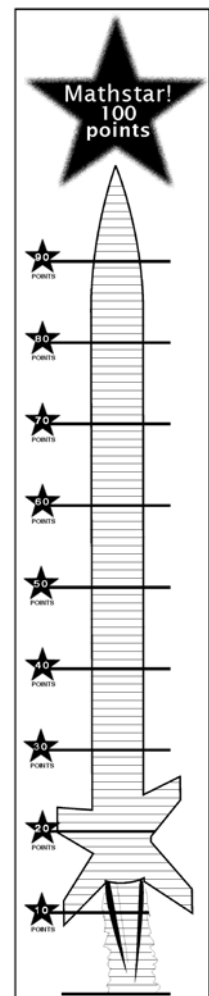
How to play a MATHSTAR! game – it's simple!

1. Issue students with a 10 x 10 game grid, e.g. **MATHSTAR! GAME 1** (see page 13) and a **MATHSTAR! Rocket Score Sheet**. Note: There are three score cards on the template page but students need only one rocket at a time.

To play **MATHSTAR! GAME 1**:


										SUBTOTALS
71	18	16	7	42	6	131	78	27	48	
5	85	7	13	96	34	56	108	90	19	
49	79	18	24	3	18	20	52	121	81	
10	21	39	14	29	121	30	7	4	5	
33	47	2	19	22	66	20	6	45	29	
25	13	76	4	63	83	44	9	18	36	
15	144	41	24	47	13	1	75	109	100	
98	32	119	65	88	67	60	11	17	50	
70	40	8	67	44	28	14	3	12	23	
78	55	99	47	31	69	98	19	10	77	

Game ★ How many points did you score?




MATHSTAR!

2. Read out one equation from **Equation List 1** (page 12). Allow students sufficient time to find the answer on the **MATHSTAR! Game 1** grid. Using a blue pen, students must circle the answer that they believe to be correct. Next, they are to add pointers to their circles to create a star.

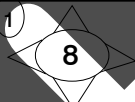
Equation List 	
1.	$4 \times 2 = 8$ (1 Point)
2.	$11 \times 11 = 121$ (1 Point)
3.	$3 \times 4 = 12$ (1 Point)
4.	$9 \times 3 = 27$ (1 Point)
5.	$4 \times 11 = 44$ (1 Point)
6.	$6 \times 3 = 18$ (1 Point)
7.	$2 \times 9 = 18$ (1 Point)
8.	$1 \times 1 = 1$ (1 Point)
9.	$7 \times 7 = 49$ (1 Point)
10.	$63 \div 7 = 9$ (2 Points)
11.	$2 \times 1 = 2$ (1 Point)
12.	$10 \times 10 = 100$ (1 Point)
13.	$9 \times 9 = 81$ (1 Point)
14.	$7 \times 6 = 42$ (1 Point)
15.	$44 \div 4 = 11$ (2 Points)
16.	$5 \times 4 = 20$ (1 Point)
17.	$3 \times 7 = 21$ (1 Point)
18.	$12 \times 12 = 144$ (1 Point)
19.	$6 \times 4 = 24$ (1 Point)
20.	$12 \div 9 \div 3 = 18$ (2 Points)
21.	$9 \times 7 = 63$ (1 Point)
22.	$6 \times 8 = 48$ (1 Point)
23.	$3 \times 2 = 6$ (1 Point)
24.	$11 \times 3 = 33$ (1 Point)
25.	$47 - 14 + 7 = 40$ (3 Points)

For example:

40	 8	67
55	99	47

3. Students must then place the question number in the top left hand corner of the box that contains their selected number within the star. This is to ensure that students, when marking their work, do not select the correct number in a different box – which is cheating!

For example:

40	 8	67
55	99	47

4. Read out the next question on **Equation List 1**. Students then repeat Steps 2 and 3.
5. After reading out all of the questions on **Equation List 1** explain the correction marking procedure to the class. This is as follows:
- All students are to mark their own work honestly using a red pen. No new stars can be added to any number at this stage.
 - Begin the correction process by saying: “The answer to Question 1 is ‘8’ and is worth 1 point.”
 - Students locate the box with the small number one in the top left hand corner and check if the number inside the star is the correct answer. If the answer is correct, students place a small 1, representing 1 point, in the top right hand corner of this box.

Mathstar!

Equation List **23**

1. $4 \times 7 = 28$ (1 Point)
2. $10 \times 12 = 120$ (1 Point)
3. $12 \times 2 = 24$ (1 Point)
4. $9 \times 6 = 54$ (1 Point)
5. $4 \times 9 = 36$ (1 Point)
6. $10 \times 7 = 70$ (1 Point)
7. $5 \times 8 = 40$ (1 Point)
8. $9 \times 10 = 90$ (1 Point)
9. $11 \times 4 = 44$ (1 Point)

10. $25 \div 5 = 5$ (2 Points)

11. $8 \times 8 = 64$ (1 Point)
12. $1 \times 2 = 2$ (1 Point)
13. $5 \times 1 = 5$ (1 Point)
14. $6 \times 4 = 24$ (1 Point)

15. $36 \div 12 = 3$ (2 Points)

16. $2 \times 8 = 16$ (1 Point)
17. $11 \times 3 = 33$ (1 Point)
18. $7 \times 5 = 35$ (1 Point)
19. $12 \times 9 = 108$ (1 Point)

20. $91 + 5 + 3 = 99$ (2 Points)

21. $6 \times 5 = 30$ (1 Point)
22. $3 \times 8 = 24$ (1 Point)
23. $8 \times 11 = 88$ (1 Point)
24. $7 \times 7 = 49$ (1 Point)

25. $94 - 17 - 5 = 72$ (3 Points)

Equation List **24**

1. $10 \times 9 = 90$ (1 Point)
2. $7 \times 2 = 14$ (1 Point)
3. $4 \times 8 = 32$ (1 Point)
4. $1 \times 4 = 4$ (1 Point)
5. $11 \times 5 = 55$ (1 Point)
6. $4 \times 6 = 24$ (1 Point)
7. $12 \times 3 = 36$ (1 Point)
8. $6 \times 1 = 6$ (1 Point)
9. $3 \times 11 = 33$ (1 Point)

10. $49 \div 7 = 7$ (2 Points)

11. $2 \times 5 = 10$ (1 Point)
12. $8 \times 4 = 32$ (1 Point)
13. $5 \times 10 = 50$ (1 Point)
14. $12 \times 3 = 36$ (1 Point)

15. $66 \div 6 = 11$ (2 Points)

16. $3 \times 6 = 18$ (1 Point)
17. $9 \times 9 = 81$ (1 Point)
18. $5 \times 9 = 45$ (1 Point)
19. $1 \times 11 = 11$ (1 Point)

20. $63 - 4 + 8 = 67$ (2 Points)

21. $7 \times 10 = 70$ (1 Point)
22. $6 \times 8 = 48$ (1 Point)
23. $10 \times 2 = 20$ (1 Point)
24. $2 \times 2 = 4$ (1 Point)

25. $83 + 14 + 6 = 103$ (3 Points)

Mathstar!

Name: _____

										SUBTOTALS
111	70	39	4	5	9	36	27	24	102	
49	28	10	72	90	62	72	51	78	60	
84	20	44	86	57	50	108	18	95	24	
61	77	28	39	2	44	59	16	48	80	
45	25	33	93	115	22	69	83	56	70	
120	15	17	66	93	47	64	7	19	6	
8	24	25	28	49	72	19	73	32	22	
62	99	47	40	100	36	24	94	30	40	
51	5	29	99	94	16	89	18	56	54	
132	17	94	88	38	3	121	35	38	39	

How many points did you score?

Game  23

										SUBTOTALS
103	18	22	124	99	32	16	29	90	70	
4	2	4	120	71	8	33	80	30	3	
5	11	56	75	48	12	14	81	83	82	
6	8	64	91	15	65	1	84	99	93	
114	47	104	35	14	34	91	14	24	50	
35	20	18	48	7	38	12	25	105	93	
38	86	32	114	21	10	62	44	11	59	
78	130	29	57	45	49	60	71	23	55	
36	79	44	67	82	66	25	36	37	144	
3	27	51	4	26	50	10	70	119	19	

How many points did you score?

Game  24